

# RDI AC HT 2x2, 2x4 Louver



## Recessed Direct / Indirect



**Elegant Design:** The RDIAC HT provides the look and feel of a deep RDI luminaire — subtle soft indirect elements, interest and depth across the ceiling plane — with a kit that consumes minimal space and material.

**Efficient Solution:** The contoured panels of the louver are high transmission acrylic that provide a low-brightness glow, with the majority of the light controlled through the center optical element.

### Preliminary Specifications

**Door Frame:** Frameless box flange can be configured to most hinge/latch locations. Features positive latching mechanism for easy re-lamping. Flat Flange version, to fit existing door frames, and shallow KC lift kit options also available.

**Direct Optical Component:** High reflectance optical engine delivers main beam focus through the revolutionary Dur-iFlex™ HT diffusing panel. With 93% transmission and 89% haze, the result is extraordinary control and efficiency.

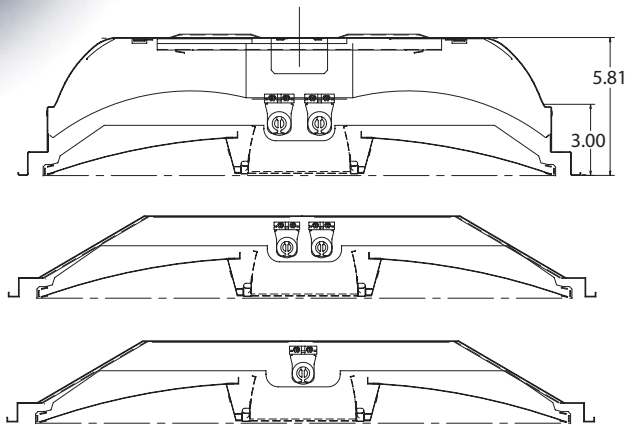
**Diffuser Surround:** (2) Sloping high transmission acrylic diffuser panels manage contrast and generate soft, even, higher angle luminance.

**Reflector:** Multi-radii high reflectance white reflector distributes light through both optical elements.

**Gear Tray/Socket Bars:** 22-gauge cold-rolled steel construction. Cut outs and knock-outs for easy wiring.

**Luminaire Type:** Customized to fit most standard recessed lensed or parabolic housings 2X2' and 2X4'

**Lamps:** 1, 2 or 3-lamp T8 or T5 fluorescent wiring kits available.



End view showing reflector configuration and lampholder location

### RDI AC HT Louver part numbers

Kwik Change RDI Basket and HT Assembly	
RDIAC22HT-SD	2x2 Acrylic RDI w/Duri-Flex HT Door Frame
RDIAC24HT-SD	2x4 Acrylic RDI w/Duri-Flex HT Door Frame
RDIACHT22-SK	2x2 Acrylic RDI w/Duri-Flex HT - Shallow KC Lift Kit
RDIAC24HT-SK	2x4 Acrylic RDI w/Duri-Flex HT - Shallow KC Lift Kit
Reflector Option	
RDIARK222LT5	AC RDI Wiring Kit and Reflector 2' 2L T5
RDIARK222LT8	AC RDI Wiring Kit and Reflector 2' 2L T8
RDIARK221LT5	AC RDI Wiring Kit and Reflector 2' 1L T5
RDIARK221LT8	AC RDI Wiring Kit and Reflector 2' 1L T8
RDIARK242LT5	AC RDI Wiring Kit and Reflector 4' 2L T5
RDIARK242LT8	AC RDI Wiring Kit and Reflector 4' 2L T8
RDIARK241LT5	AC RDI Wiring Kit and Reflector 4' 1L T5
RDIARK241LT8	AC RDI Wiring Kit and Reflector 4' 1L T8

For Deep Cell Parabolic Reflector Option add (DC) to part number RDIARK222LT5-DC. Consult factory for custom configurations.

# RDI AC HT 2x2, 2x4 Louver



## Photometric Data

### RDIACHT24-SD

Direct / Indirect Luminaire

Duri-Flex™ HT

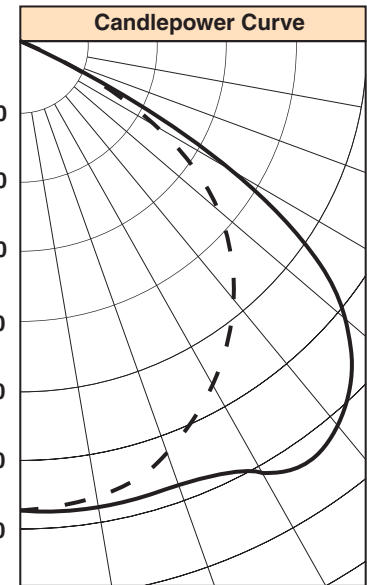
Acrylic HT Panels

Lamps: (2) F32T8

Rated Lumens: 2900

### ZONAL LUMEN SUMMARY

ZONE	LUMENS	%BARELAMP	%LUMINAIRE
0-30	1456.2	25.1	30.3
0-40	2216.2	38.2	46.2
0-60	4206.2	72.5	87.7
0-90	4798.0	82.7	100.0
60-90	591.8	10.2	12.3
90-180	0.0	0.0	0.0
0-180	4798	82.7	100.0



### COEFFICIENTS OF UTILIZATION

Room Cavity Ratio	CEILING CAVITY REFLECTANCE																				
	80				70				50				30				10				0
	70	50	30	10	70	50	30	10	50	30	10	50	30	10	50	30	10	00			
0	99	99	99	99	97	97	97	97	92	92	92	88	88	88	84	84	84	83			
1	92	88	85	82	89	86	83	81	82	80	78	79	77	76	76	75	73	72			
2	84	77	72	68	81	76	71	67	73	69	65	70	67	64	67	65	62	60			
3	76	68	61	56	74	67	61	56	64	59	55	62	57	54	60	56	53	51			
4	70	60	53	47	68	59	52	47	57	51	46	55	50	46	53	49	45	43			
5	64	53	46	40	62	52	45	40	50	44	40	49	43	39	47	42	39	37			
6	58	47	40	35	57	47	40	34	45	39	34	44	38	34	42	37	33	32			
7	54	43	35	30	52	42	35	30	41	34	30	39	34	29	38	33	29	28			
8	50	38	31	26	48	38	31	26	37	30	26	36	30	26	35	30	26	24			
9	46	35	28	23	45	34	28	23	33	27	23	32	27	23	32	27	23	21			
10	43	32	25	21	42	31	25	21	31	25	21	30	24	20	29	24	20	19			


See these other innovations from the A.L.P. Advanced Retrofit Family:



**RDI Louver 2x2, 2x4**  
for recessed direct / indirect



**RDIAC Louver retrofit option**  
for recessed direct / indirect 2x2, 2x4



**NeoLux T5 Direct Super Kit**  
for 1x2, 1x4, 2x2, 2x4 recessed

1, 2 & 3  
Lamp  
Options  
Available



**A.L.P.**  
LIGHTING COMPONENTS, INC.  
CORPORATE HQ: CHICAGO, IL U.S.A.

For Customer Support and Service Contact us at:

(800) 621-1348 • FAX: (800) 438-2500 • [www.alplighting.com](http://www.alplighting.com)  
© 2007 A.L.P. LIGHTING COMPONENTS, INC., PRINTED IN THE U.S.A., RDIACHT 0807